

---

**BEYOND THE GLASS ICON: Reimagining High-Rise Building Envelopes in Tropical Cities**

J. Baba-Ahmad Z.<sup>1</sup> Eryildiz H.S.<sup>2</sup>

Istanbul Okan University, 34959 Akfırat - Tuzla / İstanbul, Türkiye

Istanbul Okan University, 34959 Akfırat - Tuzla / İstanbul, Türkiye

doi.org/10.51505/ijaemr.2026.11332

URL: <http://dx.doi.org/10.51505/ijaemr.2026.11332>

Received: Apr 07, 2026

Accepted: Apr 13, 2026

Online Published: Jun 10, 2026

**Abstract**

Glass curtain wall facades have become emblematic of contemporary high-rise architecture, reflecting both technological advancement and a global design trend. In tropical climates, however, these glass-dominated structures are prone to excessive solar heat gain, elevated cooling demands, and increased energy consumption. This study investigates the continued popularity of glass exteriors in high-rise buildings and evaluates climate-adaptive strategies to improve building performance in tropical urban contexts. Focusing on Abuja, Nigeria, and drawing on case studies from Kuala Lumpur, Cairo, and Riyadh, the paper traces the evolution of high-rise construction and the proliferation of glass facades, underscoring the environmental challenges associated with extensive glazing. The analysis explores the influence of building envelope design on environmental performance and energy efficiency. Guided by bioclimatic design principles and tropical architecture, the study highlights climate-responsive solutions, including optimized window-to-wall ratios, ventilated double-skin facades, and integrated shading systems. It also examines emerging technologies such as smart glazing, adaptive facades, and responsive envelopes that reduce cooling loads while maximizing daylight utilization. Comparative analysis of high-rise buildings in Kuala Lumpur, Cairo, and Riyadh identifies effective envelope strategies for hot, tropical climates. These findings are then contextualized within Abuja's recent high-rise developments, such as the Central Bank of Nigeria, the World Trade Center Abuja, and the Federal Inland Revenue Service, which increasingly feature glass facades. The results indicate that implementing climate-smart envelope strategies can substantially enhance the performance of high-rise buildings in tropical environments. The paper proposes an innovative approach to high-rise envelope design in Abuja that prioritizes climate adaptation, energy conservation, and occupant comfort. This research contributes to the ongoing discourse on sustainable high-rise architecture in rapidly developing tropical cities and provides actionable guidance for architects, planners, and policymakers aiming to reconcile design innovation with environmental sustainability.

**Keywords:** Climate-Responsive Strategies, tropical urban climate, passive design systems, building energy performance, bioclimatic design principles, and High-Rise building envelopes.

## **1. Introduction**

### *1.1 Problem statement*

The high rate of urbanization in most tropical cities has increased the need for high-rise buildings, particularly for commercial and office space. Although vertical development offers a viable solution to the land problem and rising urban population density, the environmental efficiency of many high-rise buildings remains an issue in tropical regions. City populations account for 75 percent of the world's pollution and 70 percent of total energy consumption (Demet & Semih Eryildiz, 2025).

### *1.2 Significance of the study*

The building envelope is crucial in managing external weather impacts and indoor quality. In tropical climates with high solar radiation, humidity, and stable temperatures, envelope design should employ climate-responsive solutions to reduce heat gain, allow daylighting, and ensure visual comfort.

Much research has focused on energy-efficient building envelopes, mainly in temperate climates or specific cities, with limited attention to tropical cities. Most studies examine envelope parameters such as glazing, window-to-wall ratio, and shading, often in isolated climates, thereby limiting their applicability to tropical high-rise urban areas. Many emerging tropical cities feature glass facades that are not suited to hot, humid conditions. While some cities like Riyadh and Kuala Lumpur use climate-responsive envelopes to reduce heat and boost energy efficiency, few studies explore how to replicate these measures in other tropical cities, such as Abuja, with different urbanization trends.

### *1.3 Research question*

The question arises: How can we adapt envelope strategies for climate responsiveness in other tropical cities to redesign the envelopes of high-rise buildings in Abuja, enhancing environmental performance and energy efficiency?

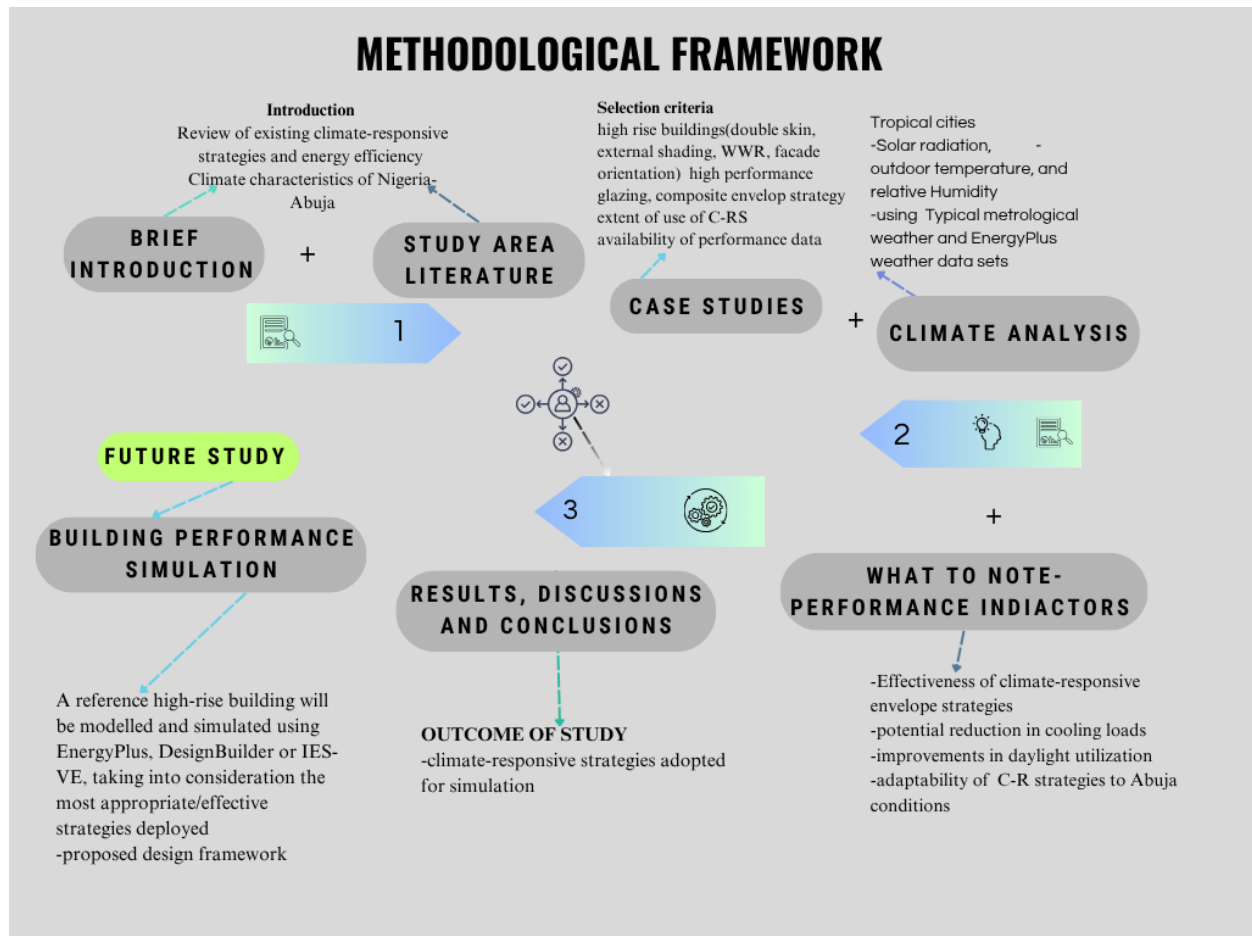


Fig. 1: Framework outline

1.4 Aims and objectives

This paper reimagines tropical high-rise building envelopes by moving beyond glass facades and integrating climate-sensitive solutions. It aims to analyze the performance of glass-heavy envelopes, identify climate-responsive strategies to improve energy efficiency and comfort, assess their applicability in Abuja, and evaluate their impact on cooling energy use, solar heat gain, and daylight. Ultimately, it seeks to develop an optimized design model for climate-sensitive high-rise envelopes in Abuja.

Finally, the research relies on the literature, case study analysis, climate evaluation, and performance measures to determine climate-responsive envelope strategies in tropical cities worldwide and to assess their applicability to Abuja.

## **2. Evolution of High-Rise Architecture and Glass Facade Paradigm**

### *2.1 Rise of the glass curtain wall*

The early twentieth-century rise of high-rise architecture was closely tied to advances in structural engineering and facade technology (Ali & Armstrong, 2008). Steel frames and reinforced concrete enabled vertical expansion by removing load-bearing exterior walls (Oldfield, Trabucco, and Wood, 2009). This led to the curtain wall, a lightweight facade system attached to the structural frame that does not support the building (Schittich, 2006).

In the mid-20th century, glass curtain walls became central to modernist architecture. Architects such as Ludwig Mies van der Rohe, as seen in the Seagram Building, embraced them for their transparency and minimalism, projecting a modern image. The Lever House also used curtain walls to create sleek glass exteriors, emphasizing openness and uniformity (Frampton, 2007; Cohen, 2013).

The glass curtain wall symbolized the International Style, a movement promoting universal design regardless of climate or location. As a result, glass fronts became popular in high-rise buildings worldwide. Ali Malkawi noted that the extensive use of curtain wall systems changed how buildings relate to their surroundings, prioritizing visual translucency and homogeneity over climate considerations. (Frampton, 2007; Cohen, 2013; Malkawi & Alogoskoufis, 2024)



Fig 2: Seagram Bldg, New York (L.M. Van de Rohe 1958) Fig 3: UN Bldg, New York (Le Corbusier, O.Niemeyer)



Fig 4: Lever House, New York (G Bunshaft & N. de Blois, 1952)

### *2.2 Globalization of Façade Aesthetics*

The glass curtain wall became a universal architectural language in rapidly urbanizing cities (Frampton, 2007). Advances in manufacturing and facade engineering enabled large, cost-effective glass panels for commercial projects (Schittich, 2006). Consequently, glass faces symbolized modernization and economic growth.

Many urban centres in Asia, the Middle East, and Africa use glass skyscrapers as a universal architectural feature (Jencks, 2005). Cities like Kuala Lumpur, Singapore, and Dubai show how glass dominates cityscapes. However, this focus on aesthetic facades often ignores local weather conditions (Bay & Ong, 2006).

Theorists such as Victor Olgyay, Semih Eryildiz, Otto H. Koenigsberger, and others emphasize that architectural design should follow local climate rather than universal styles. Yet glass-heavy buildings are popular across climates, but often perform poorly in hot, humid environments.

### *2.3 Energy Implications of Glass-Dominated Envelopes*

Glass curtain walls are attractive and allow natural light, but in tropical climates, their high solar transmittance can lead to heat gain, increasing indoor temperatures and cooling needs.

Li et al. (2021) and Kyrou et al. (2023) indicate that buildings with high window-to-wall ratios consume more cooling energy than buildings with balanced facades. Excess glazing can also cause glare and thermal discomfort, especially in offices exposed to direct sunlight.

Ali and Armstrong (2008) show that high-glaze, high-rise buildings consume more cooling energy than climate-responsive envelopes. Consequently, glass facades face criticism in tropical cities, as they emphasize appearance over functionality.

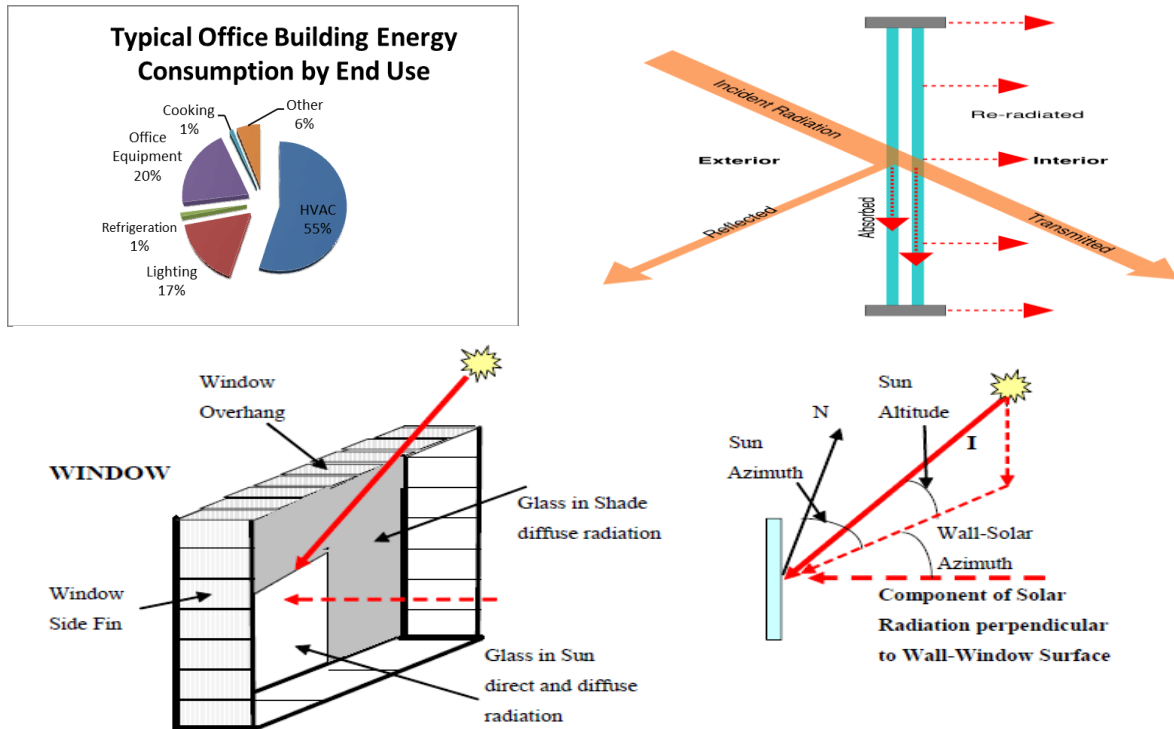


Fig 5: Illustrations showing solar radiation entering highly glazed façades and increasing indoor cooling loads, ASHRAE Handbook Energy and Buildings journal

#### 2.4 Impact of Building Envelopes and Their Role in Environmental Performance

The physical structure that isolates the interior and exterior of a building is known as the building envelope. It typically contains walls, roofs, windows, doors, and other facade elements that help regulate the flow of heat, air, light, and moisture into and out of the building.

Koenigsberger et al. (1974) describe the building envelope as an interface between climate and occupants, controlling comfort and energy use. It is especially important in tropical areas to manage sunlight and reduce heat storage.

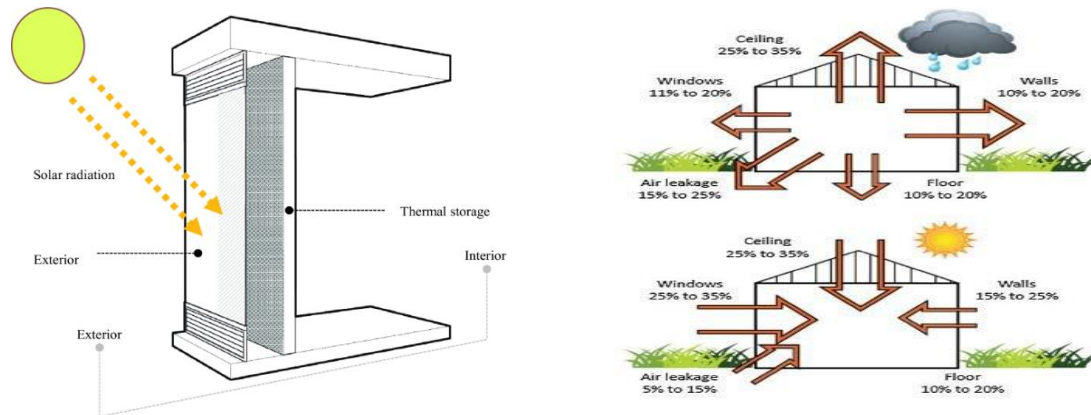


Fig 6: Illustrations showing solar radiation entering highly glazed façades and increasing indoor cooling loads, ASHRAE Handbook Energy and Buildings journal

The primary functions of building envelopes are as follows:

- During thermal regulation: regulation of heat transfer between the inside and outside.
- Solar control: reducing the quantity of solar radiation that comes inside the building with glazing.
- Daylight admission: is the ability to allow natural light to penetrate areas of the interiors with reduced glare.
- Weather protection: protecting the building against rain, wind and humidity.
- Energy efficiency: less use of mechanical heating and cooling systems.

Collectively, these functions determine a building envelope's overall environmental performance.

### 3. Climate-Responsive Architecture in Tropical Regions

#### 3.1 Core Principles of Bioclimatic Design

Climate-responsive architecture adapts to local climate, improving comfort and reducing energy use. Victor Olgay introduced bioclimatic design, focusing on architecture's plastic elements—its form and fit—to match climate factors such as sunshine, wind, temperature, and humidity. Olgay (1963) described buildings as filters between the environment and the interior.

Bio-climatic design seeks thermal comfort through passive measures such as optimal orientation, sunlight, natural ventilation, and building envelopes that limit heat gain while allowing daylight, which is crucial in the tropics to reduce air-conditioning energy use (Koenigsberger et al., 1974).

#### 3.2 Overview of Passive Cooling Strategies

Building designs in tropical climates rely on passive cooling to improve interior comfort by reducing heat absorption and encouraging natural air flow. Koenigsberger et al (1974) state that

effective passive cooling involves shading, reflective surfaces, natural ventilation, and limited glass exposure.

Shading devices such as overhangs, louvres and fins reduce heat gain through the windows by reflecting heat and sunlight away, while allowing daylight into the house to enhance comfort with minimal energy consumption. Natural ventilation uses wind to improve air movement and cool interiors.

Courtyards, ventilated roofs, and articulated facades are among the features that help with passive cooling in tropical cities. According to Bay and Ong (2006), the strategies enhance the energy efficiency and liveliness in congested cities.

### *3.3 Frameworks for Climate-Responsive Architecture in Tropical Regions*

These frameworks inform climate-responsive architecture in tropical regions. Olgyay's bioclimatic chart links climatic variables to human comfort and design techniques. Similarly, Mahoney Tables by Koenigsberger et al. offer systematic guidance on building in tropical climates, considering temperature, humidity, rainfall, and wind.

These systems focus on core design concepts like reducing solar heat gain, improving natural ventilation, and maximizing shading. They emphasize the building envelope's role in managing exterior climate and interior conditions. Originally for low-rise buildings, these principles also apply to high-rise developments in tropical cities.

### *3.4 Envelope Design Strategies for High-Rise Buildings*

The window-to-wall ratio (WWR) is crucial for high-rise buildings, especially in tropical climates where excessive glazing increases solar heat gain. WWR indicates the proportion of glazing to the facade. While higher ratios improve daylighting and views, they can increase cooling loads if not managed properly. Studies by Li et al. (2021) and Kyrou et al. (2023) show that high window-to-wall ratios increase cooling energy use due to solar radiation. Balancing daylight and thermal efficiency in tropical climates involve achieving a lower WWR and using shading to reduce heat gain while providing sufficient daylight.

### *3.5 Double-Skin Façades and Ventilated Envelopes*

Advanced envelope systems include double-skin facades with a ventilated cavity that reduces heat transfer and promotes natural ventilation by allowing air to pass through and remove heat. Schittich (2006) notes that such facades minimize cooling energy use in hot climates through shading and ventilation. They are also used in high-rises to stabilize indoor environments and enhance acoustics.

### *3.6 Shading Devices and Façade Articulation*

External shading devices such as overhangs, fins, and screens effectively reduce solar heat gain in high-rise buildings by preventing sunlight from reaching the building envelope, unlike internal devices, thereby lowering cooling loads. Façade designs with recessed windows, balconies, and layered surfaces add depth, resist heat and glare, and enhance aesthetics. These methods are suitable for tropical climates, reducing heat intake and allowing daylight, making them especially effective.

## **4. Climate-Responsive Façade Technologies**

### *4.1 Smart Glazing*

Recent facade tech includes smart glazing, such as electrochromic, thermochromic, and photochromic glass, that adjusts to environmental conditions to control light. Kamalifarvestani et al. (2013) note that electrochromic glazing reduces solar heat and glare, saving energy and enhancing daylight, making it an eco-friendly facade option.

### *4.2 Adaptive Façades*

Adaptive facades are flexible building skins that respond to environmental changes, using moving parts or automated control. They adjust shading, ventilation, or glazing to manage solar radiation, daylight, and airflow. According to Malkawi and Alogoskoufis (2024), these intelligent skins optimize building performance in real time. They enhance energy efficiency and occupant comfort by responding to temperature, sunlight, and wind.

### *4.3 Responsive Building Envelopes*

Responsive building envelopes use digital tech, sensors, and intelligent materials in facades to monitor the environment and optimize interior conditions. In high-rises, they aim to reduce energy use and adapt to the climate by transforming exteriors into dynamic controllers with smart glazing, automated shading, and photovoltaics.

### *4.4 Lessons from Climate-Responsive High-Rise Buildings in Tropical Cities*

Urbanization in hot cities emphasizes high-rise facades, impacting thermal comfort and energy use, especially in tropical and hot-arid zones. Building envelope design is crucial, exemplified by successful high-rises in similar climates, offering insights for developing cities like Abuja.

## **5.0 Climate Context of Selected Case Study Cities**

Understanding the climatic conditions of the selected cities is essential for interpreting their architectural responses to heat gain.

Table 1: Comparative Climate Characteristics of Selected Tropical Cities

City	Kuala Lumpur	Riyadh	Cairo	Abuja
<b>Climate Type</b>	Tropical rainforest (Af)	Hot desert (BWh)	Hot desert (BWh)	Tropical savanna (Aw)
<b>Average Temperature</b>	23–34°C	20–45°C	18–35°C	24–38°C
<b>Solar Radiation</b>	Moderate–high	Very high	High	High
<b>Key Climate Challenge</b>	High humidity and continuous heat	Extreme solar radiation and dry heat	Solar gain and urban heat island	High solar radiation with seasonal humidity

Sources: Kottek et al. (2006); Santamouris (2016); Britannica (2024).

The climatic conditions of the selected cities should be comprehended to interpret the architecture of such cities. Irrespective of the various climatic regimes, a similarity between these cities is their shared design challenge: minimizing solar heat gain in the building envelope without impairing daylighting and occupant comfort.

*5.1 Case Studies from Kuala Lumpur, Riyadh, and Cairo*

Middle Eastern and Asian cities have developed climate-responsive high-rise developments that combine passive and active envelope approaches. Shading, facade orientation, and energy-efficient glazing are among the characteristics of tropical building design in Kuala Lumpur, which has high humidity and temperatures ranging from 23 °C to 32 °C. Case in point is the Diamond Building in Putrajaya, which employs self-shading walls, excessive overhangs, and window-saving heat to reduce cooling demand and solar heat infiltration (Chan, 2017; Department of Standards Malaysia, 2019). High-rise buildings in Riyadh, where heat and solar radiation are significant environmental problems, can be designed using the aforementioned characteristics of a double-skin facade and reflective glazing, with a ventilated cavity created to provide a thermal buffer and prevent heat exchange, ensuring energy efficiency (Almasri et al., 2021). On the same note, in Cairo, architects use a combination of traditional shading, such as mashrabiya, and contemporary perforated facades with adjustable shading and daylighting to block solar radiation, provide ventilation to cool offices in high-rise buildings, and ensure comfort. These examples demonstrate the effect of climate on facade design, with a focus on reducing heat gain and improving building performance

Table 2: Comparative Review of Climate-Responsive High-Rise Buildings in Selected Tropical and Hot-Climate Cities

Building	Diamond Building (Energy Commission HQ)	Menara Mesiniaga	Al Faisaliah Tower	Kingdom Centre Tower	Cairo Smart Village Offices
City / Country	Putrajaya / Malaysia	Subang Jaya / Malaysia	Riyadh / Saudi Arabia	Riyadh / Saudi Arabia	Cairo / Egypt
Climate Type	Tropical rainforest (Af)	Tropical rainforest (Af)	Hot desert (BWh)	Hot desert (BWh)	Hot desert (BWh)
Height / Floors	10 floors	15 floors	267 m / 44 floors	302 m / 41 floors	10–15 floors
Primary Façade System	High-performance glazing with external shading	Curtain wall with shading fins	Reflective glass curtain wall	Double-glazed curtain wall	Shaded curtain wall
Key Climate-Responsive Strategies	Self-shading form, deep overhangs, daylight atrium	Sky gardens, external shading devices, and natural ventilation strategies	Solar-reflective glazing, optimized façade orientation	High-performance glazing and façade insulation	Deep façade recesses and shading screens
Approx. Window-to-Wall Ratio (WWR)	Medium (~40–50%)	Medium	High (~60–70%)	High	Medium
Reported Energy / Performance Outcomes	~30–40% energy reduction compared with conventional office buildings	Reduced cooling loads through shading and vegetation	Reduced solar heat gain through reflective façade systems	Improved façade thermal resistance	Lower cooling demand through passive shading

The experiences of Kuala Lumpur, Riyadh, and Cairo highlight how climate-responsive facade design is crucial for reducing solar heat gain in tall buildings. Many modern high-rise structures in Abuja rely heavily on glass curtain-wall systems with minimal shading, which can increase cooling demand due to the area's intense solar radiation. Adopting proven strategies like external shading devices, optimal building orientation, and high-performance glazing can significantly improve the thermal efficiency of high-rise buildings in Abuja. Incorporating these climate-sensitive design principles into future projects may help lower energy consumption and promote sustainable urban development in Nigeria's rapidly growing capital.

## *5.2 High-Rise Development and Envelope Design in Abuja*

### *5.2.1 Urban growth and vertical development*

Abuja has experienced rapid demographic and economic growth since it was designated Nigeria's federal capital in 1991. Originally planned as a low-density administrative city under the Abuja Master Plan, it has developed into a major commercial and institutional centre attracting both national and foreign investment (Abubakar, 2014). A rising population, expanding government institutions, and increasing land prices in central districts, especially in the Central Business District (CBD), Maitama, and Wuse, have led to a gradual shift towards vertical urban development.

High-rise construction is being employed to make the best use of existing land and to indicate economic modernization. Tall-building typologies have been embraced by government agencies, financial institutions, and multinational companies that integrate office, residential, and commercial functions within the small urban footprints (Olotuah & Bobadoye, 2019). As a result, the skyline of Abuja has slowly shifted from a character dominated by mid-rise urban structures to a few towers of more than twenty storeys, with projects like the World Trade Center Abuja complex.

Although vertical development enhances land-use efficiency and supports economic growth, it also introduces novel environmental issues. The building envelope, especially the facade design, is also vital for controlling solar heat gain and the energy performance of high-rise buildings in tropical climates (Yeang, 1999).

### *5.2.2 Current Façade Trends in Abuja*

The growing prevalence of glass curtain-wall facades is a characteristic feature of Abuja's current skyline. Following global architectural trends, developers often use extensive glazing to convey transparency, status, and technological advantage. Such facade systems not only increase daylight penetration and aesthetic value but, when implemented in tropical climates, also raise concerns about the amount of solar heat entering the building and the resulting cooling loads (Olgyay, 2015).

- a) **The Central Bank of Nigeria Headquarters** in Abuja is an example of a previous institutional architecture design that introduces more climate-sensitive design features. This exterior uses the punched-window system of facades, in which small windows are sunk in solid concrete. These basement entrances provide natural shading and minimize sun exposure; the concrete wall adds thermal mass to help stabilize indoor temperatures. Compared with more recent glass-dominated buildings, such an envelope layout demonstrates the ability of passive design measures to regulate heat gain in tropical climates (Mustapha et al., 2019).



Fig. 7: Central Bank of Nigeria Headquarters, Abuja, showing the deep-set punched-window façade system.

- b. **The Federal Inland Revenue Service Headquarters** in Abuja is one of the intermediary stages in the design of the city's facade. The multi-tower office complex features a much higher glazing content in its curtain-wall systems, reflecting the growing prominence of modern corporate architectural trends. The high levels of glazing improve access to sunlight and the building's transparency; however, they also increase solar heat gain, especially when no external shading systems are available. Research on office buildings with the same facade design pattern across various Nigerian cities suggests that glazing designs often lead to high interior temperatures and necessitate additional cooling systems (Mu'azu et al., 2023).



Fig 8: Federal Inland Revenue Service Headquarters curtain-wall façade and multi-tower configuration.

- c. **The World Trade Center Abuja** is a perfect illustration of the entirely contemporary typology of glass icon, which is becoming the new trend of high-rise construction in the capital. The towers are designed with a full-height glass curtain-wall system featuring high-performance glazing that minimizes heat loss without compromising aesthetic transparency. Despite these technological advances, the facade's high exposure to solar radiation stems from its high window-to-wall ratio, which makes it highly vulnerable to sunlight. The building under consideration, therefore, relies heavily on advanced mechanical systems, such as variable refrigerant flow (VRF) air-conditioning, to ensure indoor thermal comfort.




Fig 9: World Trade Center Abuja - high glass facade and high-profile high-rise.

### *5.3 Challenges of Climate Adaptation*

Abuja is located in a tropical savanna climate zone (Aw) characterized by high solar radiation, seasonal humidity variation, and elevated daytime temperatures (Kottek et al., 2006; Britannica, 2024). These weather conditions pose a significant problem for high-rise buildings with extensive glazing that lack proper shading or envelope optimization.

Facades in hot climates are a significant source of heat exchange through solar radiation and conduction. A large glass surface area can generate a greenhouse effect, in which shortwave solar radiation enters interior spaces but is partly trapped as heat within the building structure (Yeang, 1999). Consequently, it increases indoor temperatures and overreliance on mechanical air-conditioning systems in buildings.

Empirical studies of Nigerian office structures indicate that cooling demand often accounts for the largest share of operational energy consumption in buildings, especially in curtain-wall towers exposed to high levels of solar radiation (Mu'azu et al., 2023). In the absence of climate-responsive facade solutions, the continued proliferation of high-rise buildings with glass facades can contribute to rising energy consumption and diminished thermal comfort.

These challenges need to be addressed by incorporating climate-responsive envelope design features into new high-rise buildings in Abuja. Improving building orientation, exterior shading systems, glazing, and window-to-wall ratios can substantially improve thermal performance and minimize cooling energy use in tropical urban settings.

## **6.0 Results and Discussion**

### *6.1 Summary of the Selected Case Studies of Climate-Responsive High-Rise.*

High-rise buildings in hot climates face challenges related to solar radiation, facade heat transfer, and cooling energy use. Envelope design factors such as glazing ratio, shading, and materials affect thermal comfort and energy use (Santamouris, 2016; Yeang, 1999; Givoni, 1998). Poorly designed curtain walls can suffer heat gain, increasing cooling loads due to glazing (Olgyay, 2015; Al-Obaidi et al., 2014).

This study analyzed high-rise buildings in Kuala Lumpur, Riyadh, and Cairo, climates with high solar radiation and cooling needs, similar to fast-growing tropical cities like Abuja (Santamouris, 2016; Mustapha et al., 2019).

Five buildings were analyzed as exemplary cases of high-rise design responsive to climate:

1. Diamond Building, Putrajaya
2. Menara Mesiniaga
3. Al Faisaliah Tower
4. Kingdom Centre Tower
5. Office complexes of Smart Village Cairo.

The comparative study focuses on envelope performance indicators like facade system, WWR, shading, and reported energy results, which are key predictors of high-rise thermal behaviour (Yeang, 1999; Santamouris, 2016; Al-Obaidi et al., 2014).

*6.2 High-Rise Buildings in a Tropical-Humid Climate That Are Climate-Responsive.*

**a) Diamond Building (Putrajaya, Malaysia)**

The Diamond Building in Putrajaya, Kuala Lumpur, is a model of energy-efficient office design in a tropical climate. It houses Malaysia's Energy Commission and emphasizes passive environmental control and optimized facade (Chan, 2017).

It is a ten-story building with high-performance glazing and external shading. Its diamond shape creates a self-shading effect, with upper floors jutting out to shade lower surfaces, reducing sun radiation on the envelope (Chan, 2017; Yeang, 1999).

The facade design and moderate window-to-wall ratio (about 40-50%) balance daylight and thermal performance. A central atrium enhances natural light and reduces artificial lighting. This design achieves approximately 30-40% energy savings compared to traditional Malaysian office buildings (Chan, 2017; Green Building Index Malaysia, 2019).



Fig 10: Diamond Building (Energy Commission Headquarters), Putrajaya, Malaysia - the depiction of the self-shading building geometry and facade shading designs. source: (NR Architect, 2010)

**b) Menara Mesiniaga (Subang Jaya, Malaysia).**

The Menara Mesiniaga in Subang Jaya, Kuala Lumpur, is among the first bioclimatic skyscrapers for tropical climates. Designed by Ken Yeang and completed in 1992, it employs passive strategies to reduce heat gain and improve indoor comfort (Yeang, 1999; Powell, 2013).

The fifteen-storey building's curtain wall facade features exterior horizontal shading fins that reduce solar heat entry. Additionally, vegetated sky gardens and naturally ventilated transitional spaces act as thermal buffers, moderating facade surface temperatures (Yeang, 1999; Powell, 2013).

The facade has moderate glazing, letting in daylight while limiting solar gain. Shading, vegetation, and passive design reduce cooling demand and enhance thermal comfort, demonstrating the effectiveness of bioclimatic architecture in tropical high-rises (Yeang, 1999; Santamouris, 2016).



Fig11: Ken Yeang. (1992). Menara Mesiniaga, Subang Jaya, Malaysia - with external shading fins and sky garden terraces incorporated in the building envelope. Retrieved from CTBUH / architectural archives.

### **c) Al Faisaliah Tower (Riyadh, Saudi Arabia).**

The Al Faisaliah Tower in Riyadh is one of Saudi Arabia's first modern skyscrapers and a notable example of high-rise architecture in a desert climate. It stands 267 m tall, with 44 stories, and features a solar-reflective glass curtain wall to reduce sunlight (Powell, 2013).

Reflective glazing is used in Riyadh's hot desert climate to control solar heat gain, as seen in Al Faisaliah Tower, helping limit sunlight while allowing daylight.

The tower has a window-to-wall ratio of 60-70, smaller than typical modern skyscrapers. Reflective glazing reduces solar gain, but in hot climates, more shading is needed to prevent increased cooling costs (Santamouris, 2016).



Fig 12: Foster + Partners. (2000).: Al Faisaliah tower, Riyadh, Saudi Arabia - shows how the reflective curtain wall facade is used to reduce solar heat gain. Retrieved from architectural archives / CTBUH.

**d) Kingdom Centre Tower (Riyadh, Saudi Arabia)**

The Kingdom Centre Tower in Riyadh is about 302 m tall with 41 stories. It uses a curtain wall facade with two glass layers to improve thermal resistance (Powell, 2013).

The facade features high-performance glazing and insulation that reduce heat loss indoors. This is especially important in deserts where daytime temperatures exceed 40°C, making cooling vital for energy efficiency (Al-Obaidi et al., 2014).

Despite measures, the building's high glazing ratio reflects the modern skyscraper's aesthetic of transparency. Therefore, mechanical cooling remains necessary for thermal comfort.



Fig 13: Ellerbe Becket & Omrania. (2002): Kingdom Centre Tower, Riyadh, Saudi Arabia - showing the curtain wall facade that is double-glazed., Retrieved from CTBUH / public domain architectural archives.

**e) Smart Village Office Buildings (Cairo, Egypt).**

Smart Village Cairo's office complexes respond to hot, arid climate with shaded, recessed curtain wall systems on 10-15 story buildings.

The facade design uses recesses and external screens on shading to block solar radiation on glazing surfaces. This passive shading effectively reduces cooling loads in hot-arid climates (Givoni, 1998; Santamouris, 2016).

The buildings' moderate window-to-wall ratio allows sufficient daylight and reduces solar heat buildup. Moderate glazing and passive shading decrease cooling needs and improve facade performance.



**Fig 14:** Smart Village Office Buildings, Cairo, Egypt - showing recessed facades and shading screens that are employed to minimize the amount of sunlight exposure.

*6.3 Analysis of Facade Strategy of Performance.*

A comparative analysis shows facade strategies are heavily influenced by climate. Features like shading fins, terraces, self-shading, and desert skyscrapers often require reflective glazing and insulated curtain walls (Santamouris, 2016).

Table 4: Comparative Review of Climate-Responsive High-Rise Buildings

<b>Building</b>	Diamond Building	Menara Mesiniaga	Al Faisaliah Tower	Kingdom Centre Tower	Smart Village Offices
<b>Climate</b>	Tropical humid	Tropical humid	Hot desert	Hot desert	Hot desert
<b>Façade Strategy</b>	Self-shading geometry + glazing	Shading fins + vegetation	Reflective curtain wall	Double-glazed curtain wall	Shaded recessed façade
<b>WWR</b>	Medium	Medium	High	High	Medium
<b>Key Performance Outcome</b>	30–40% energy reduction	Reduced cooling loads	Reduced solar heat gain	Improved façade insulation	Lower cooling demand

Table 5 SWOT ANALYSIS

City	Kuala Lumpur, Malaysia	Cairo, Egypt	Riyadh, Saudi Arabia	Abuja, Nigeria
<b>Climate Type</b>	Hot–humid tropical climate with high temperatures, high humidity, and intense solar radiation throughout the year.	A hot desert climate is characterized by high temperatures, intense solar radiation, and low humidity.	Hot arid climate with extremely high solar radiation and significant temperature variations between day and night.	Tropical savannah climate with high temperatures, seasonal rainfall, and strong solar radiation during dry seasons.
<b>Typical High-Rise Façade Typology</b>	A combination of glass curtain walls and hybrid façades with shading systems. Many commercial towers integrate high-performance glazing.	Mixed façade systems, including stone cladding, limited glazing areas, and deep-set windows in some modern towers.	High-rise towers often combine glass façades with shading screens, reflective glazing, and double-skin façade systems.	Increasing adoption of glass curtain wall façades in commercial and institutional high-rise buildings. Examples include the Central Bank of Nigeria headquarters, World Trade Center Abuja, and FIRS headquarters.
<b>Climate-Responsive Envelope Strategies Observed</b>	External shading devices, recessed façades, reduced solar exposure through orientation, and the use of high-	Thick envelope materials, reduced window-to-wall ratios, shading screens, and recessed openings that reduce solar	Advanced shading technologies, reflective glazing, and ventilated façade systems are designed to reduce heat gain. Some	Limited application of climate-responsive façade strategies. Most buildings rely on highly glazed façades with

	performance glazing systems. Some buildings incorporate sky gardens and façade articulation to improve airflow and reduce heat gain.	exposure. Buildings often rely on massing strategies to minimize heat gain.	buildings employ adaptive façades and dynamic shading systems.	mechanical cooling systems.
<b>Lessons for Abuja</b>	Demonstrates how tropical high-rise buildings can integrate shading and façade articulation to mitigate solar heat gain while maintaining daylight and visual transparency.	Highlights the importance of limiting excessive glazing and using façade depth and shading to control solar radiation in hot climates.	Demonstrates how technologically advanced façade systems can regulate solar radiation and reduce cooling demand in extreme climates.	Highlights the need to integrate climate-responsive envelope strategies, such as shading devices, optimized window-to-wall ratios, and ventilated façades, to reduce energy demand and improve environmental performance.

6.4 Discussion

The findings reveal that the passive facade measures are more effective in minimizing cooling loads in hot climates. Architectural elements such as shading devices, sky gardens, and self-shading shapes that reduce solar heat gain and enhance daylight accessibility have been demonstrated in buildings such as Menara Mesiniaga and the Diamond Building in Putrajaya (Yeang, 1999; Chan, 2017).

In contrast, high-rise structures in desert cities such as Riyadh and Cairo are more likely to be overreliant on high-performance glazing systems to reduce solar heat gain. Although reflective and double-glazed curtain walls can enhance the thermal performance of the facade, a high glazing ratio may still lead to high cooling energy requirements unless external shading is used (Santamouris, 2016; Al-Obaidi et al., 2014).

The results indicate that the best strategy for enhancing the energy performance of high-rise structures in hot climates is an integrated facade design incorporating moderate glazing ratios, external shading structures, and environmental responsiveness. The insights are especially applicable to future high-rise projects in Abuja, where fully glazed building facades can lead to higher cooling loads and poorer environmental performance unless climate-sensitive architectural design is integrated.

Table 6

<b>Theme</b>	<b>Observation</b>
<b>Climatic Influence on Façade Design</b>	Each city demonstrates how climatic conditions influence envelope strategies, with hotter climates emphasizing shading and reduced glazing.
<b>Technological Adaptation</b>	Cities such as Riyadh incorporate advanced façade technologies to manage extreme solar radiation.
<b>Architectural Response to Climate</b>	Kuala Lumpur demonstrates how tropical high-rise buildings can combine modern aesthetics with climate-responsive design strategies.
<b>Current Situation in Abuja</b>	Abuja’s high-rise developments currently emphasize glass aesthetics without fully integrating climate-responsive envelope strategies.

**7.0 Conclusion**

This paper examines climate-responsive facade measures for high-rise buildings in Riyadh, Kuala Lumpur, and Cairo, aiming to identify envelope design strategies that reduce solar heat gain in hot climates. The study of buildings, including the Diamond Building Putrajaya, Menara Mesiniaga, Al Faisaliah Tower, Kingdom Centre Tower, and office complexes in Smart Village, Cairo, demonstrates that facade configuration is crucial for controlling solar radiation and improving the thermal performance of tall structures.

The results show that tropical high-rise buildings are more likely to use passive design elements, such as exterior shading devices, sky gardens, and self-shading geometries, while buildings in hot-arid climates are also inclined to adopt reflective glazing systems and improved facade insulation to minimize solar heat gain. Overall, moderate glazing ratios, effective shading solutions, and building forms that adapt to changing climates appear to be the best strategies to enhance the energy efficiency of high-rise envelopes in hot climates.

Such lessons can be applied specifically to rapidly growing tropical cities like Abuja, where vertical development and the adoption of fully glazed facades are becoming increasingly common, prompting questions about energy use for cooling and indoor thermal comfort.

Future research can expand on this comparative analysis by using building performance simulation methods to quantitatively evaluate facade configurations under specific climatic conditions. The use of simulation-based strategies would enable researchers to simulate solar heat gain, daylight performance, and cooling loads under various envelope conditions, thereby providing more specific design advice for climate-responsive high-rise facilities in Abuja and other tropical urban settings.

**References**

- Eryildiz, D., & Eryildiz, S. (2014). *Eture: Ecological design & planning almanac 2*. Aedas. (2014). *Al Bahr Towers: Responsive facade design*. London.
- Akram, M. W., Fawad, M., Ameer, S., & Ghouri, A. S. (2023). Study of technological advancements and challenges in facade systems for sustainable buildings: Current design practice. *Sustainability*, 15(19), 14319. <https://doi.org/10.3390/su151914319>
- Almasri, R., et al. (2021). Integration of the Saudi Code of Energy Conservation with Solar PV systems in residential buildings. *Sustainability*, 13(6), 3384. <https://doi.org/10.3390/su13063384>
- Ali, M. M., & Armstrong, P. J. (2008). Sustainable design of high-rise buildings: Past, present and future. *International Journal of the High-Rise Environment*, 1(2).
- Bay, J. H., & Ong, B. L. (2006). *Tropical sustainable architecture*. Elsevier.
- Britannica. (2024). Climate of Nigeria. <https://www.britannica.com/place/Nigeria/Climate> (Accessed 15 March 2026).
- Chan, Y. H. (2017). Sustainable design strategies in the Diamond Building, Malaysia. *Journal of Green Building*, 12(3), 55-70.
- Chen, J., Lu, L., & Gong, Q. (2023). Techno-economic and environmental evaluation on radiative sky cooling-based passive envelope strategies to achieve building sustainability and carbon neutrality. *Applied Energy*, 349, 121679. <https://doi.org/10.1016/j.apenergy.2023.121679>
- Council on Tall Buildings and Urban Habitat (CTBUH). (2023). Tall Buildings Database. <https://www.ctbuh.org>
- Department of Standards Malaysia. (2019). MS1525: Energy Efficiency and Use of Renewable Energy for Non-Residential Buildings. Putrajaya.
- Emporis. (2024). World Trade Center Abuja. <https://www.emporis.com> (Accessed 15 March 2026).
- Givoni, B. (1998). *Climate considerations in building and urban design*. Wiley.
- Ismail, L. H. (2007). *An evaluation of bioclimatic high-rise office buildings in a tropical climate: Energy consumption and users' satisfaction in selected office buildings in Malaysia* (Doctoral dissertation, University of Liverpool). University of Liverpool Repository.
- Kamalisarvestani, M., Saidur, R., Mekhilef, S., & Javadi, F. (2013). Performance, materials and coating technologies of thermochromic thin films on smart windows. *Renewable and Sustainable Energy Reviews*, 26, 353-364.
- Koenigsberger, O. H., Ingersoll, T. G., Mayhew, A., & Szokolay, S. V. (1974). *Manual of tropical housing and building: Climatic design*. Longman.
- Kottek, M., Grieser, J., Beck, C., Rudolf, B., & Rubel, F. (2006). World map of the Koppen-Geiger climate classification updated. *Meteorologische Zeitschrift*, 15(3), 259-263.
- Kyrou, T., Goia, F., & Reith, A. (2023). Parametric analysis of window-to-wall ratio on cooling electricity consumption in tropical climates. *Journal of Building Engineering*.
- Li, H., Wang, Y., Shen, H., & Huang, J. (2021). The optimum window-to-wall ratio in office buildings for hot-humid, hot-dry, and cold climates in Iran. *Environments*, 6(4), 45. <https://doi.org/10.3390/environments6040045>

Li, X., Zheng, B., Bedra, K. B., Li, Z., & Chen, X. (2021). Evaluating the effect of window-to-wall ratios on cooling energy demand. *Energy and Buildings*.

Malkawi, A., & Alogoskoufis, G. (2024). *Responsive building envelopes and climate change*. Springer.

Mu'azu, A. I., et al. (2023). Energy consumption patterns of office buildings in Abuja, Nigeria. *Energy and Buildings Research*.

Mustapha, I., et al. (2019). Thermal comfort assessment of naturally ventilated buildings in Northern Nigeria. *Building and Environment*, 151, 36-45.

Olgay, V. (1963). *Design with climate: Bioclimatic approach to architectural regionalism*. Princeton University Press.

Powell, R. (2013). *The architecture of Malaysia*. Images Publishing.

Santamouris, M. (2016). *Cooling the buildings: Past, present and future*. Elsevier.

Schittich, C. (2006). *Building skins: Concepts, layers, materials*. Birkhauser.

Somasundaram, S., Thangavelu, S. R., & Chong, A. (2020). Effect of facade construction and orientation on the performance of low-E retrofit glazing in tropical climates. *Energies*, 13(8), 2016. <https://doi.org/10.3390/en13082016>

Yeang, K. (1999). *The green skyscraper: The basis for designing sustainable intensive buildings*. Prestel.

**Appendix**

Resources/References

S/N	BOOKS		AUTHOR/s	Main Focus	Research Gap Relevant to Your Study	Key Findings / Conclusions
1	Etire-Ecological Design & Planning Almanac 2		Prof.Dr. Demet & Semih Eryildiz	Ecological design, construction and planning	Sustainability, classification of high-rise buildings and sustainability principles	Focuses on the historical background of tall buildings and sustainability principles
2	Responsive Building Envelopes and Climate Change		Ali Malkawi and Georgios Alogoskoufis	Adaptive façade technologies responding to environmental conditions	Demonstrates how responsive façades and smart materials can improve building energy performance and climate	Focuses largely on technological innovation, with limited emphasis on tropical urban contexts and high-rise buildings

					resilience	
3	Design with Climate		Victor Olgyay	Relationship between climate and architectural design-	Introduced a bioclimatic design approach, linking building orientation, site planning, materials, and airflow to climatic conditions.	Focuses on general climatic design principles, not specifically on high-rise buildings or modern façade technologies

**JOURNALS**

S/N	JOURNALS, SITES AND THESIS	AUTHOR/s	METHODOLOGY	Research Gap Relevant to Your Study	Key Findings / Conclusions
1	Optimal window-to-wall ratio for office buildings in hot-humid climates	Li et al. (2021)	Energy simulation using parametric modelling	Focuses mainly on a single parameter (WWR) without	Identified optimal WWR ranges balancing daylight availability and cooling energy demand
2	Performance of low-E glazing and façade retrofits	Somasundaram et al. (2020)	Building energy modelling and scenario comparison	Limited evaluation of integrated façade systems or adaptive strategies	Low-E glazing reduces solar heat gain and improves energy efficiency
3	Sustainable design principles in high-rise buildings	Ali & Armstrong (2008)	Conceptual review and case study discussion	Lack of quantitative analysis linking envelope strategies to energy	Identified key sustainability factors influencing tall building performance

				performance	
4	Passive envelope systems and radiative cooling	Chen et al. (2023)	Experimental modelling and simulation	The study does not consider urban high-rise environments specifically	Passive envelope systems significantly reduce cooling demand
5	Advancements in glazing and façade technologies	Akram et al. (2023)	Comprehensive review of façade technologies	Lack of case-based evaluation in tropical high-rise contexts	Smart glazing and façade technologies improve building energy performance
	THESIS				
1	An Evaluation of Bioclimatic High-Rise Office Buildings in a Tropical Climate	Lokman Hakim Ismail-University of Liverpool	-Case study analysis of high-rise buildings -Environmental measurements (temperature, humidity, airflow) -Energy consumption analysis -User satisfaction surveys	Evaluation of bioclimatic design strategies in high-rise office buildings in Malaysia.	Bioclimatic high-rise buildings showed: -improved indoor thermal comfort -reduced energy consumption compared to conventional buildings.